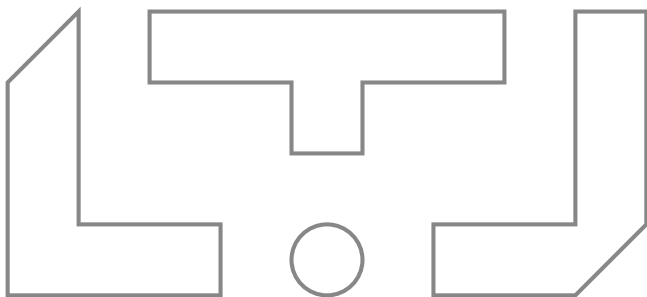


Your home, your protection



**OPERATOR'S MANUAL:
HANDLING & SAFETY INSTRUCTIONS**

Less Than Lethal





ALFA 1.50



ENGLISH

INSTRUCTION AND SAFETY MANUAL

Less Than Lethal

WARNING



This product is not a toy.

Improper use can cause serious injury or death.

Always protect your eyes with specific protections.

This product can only be purchased by adults. If minors are allowed to use this product, it is recommended the supervision of an adult.

READ AND UNDERSTAND THIS MANUAL BEFORE USE

Use your common sense and have fun

The manufacturer is not responsible for:

- damage to objects caused by misuse of the marker.
- any injury, serious or not, even in the event of death, caused intentionally or accidentally to people and / or animals by the user.

It is also not responsible for injuries caused by:

- bad maintenance.
- incorrect use of the product
- any unauthorized alteration or incorrectly performed modification.

The manufacturer declines all responsibility for indirect consequences of:

- minor and serious injuries.
- in case of death of people and / or animals.
- damage to objects.

The manufacturer is not responsible for indirect damage caused by the use of the product, such as possible ricochet of the bullets, the use of unsuitable balls or non-compliant capsules.

IT IS IMPORTANT TO UNDERSTAND THE CORRECT USE OF THIS PRODUCT

Read the entire manual and learn the correct use of the product



PLEASE NOTE: mechanical safety devices are not infallible.



WARNING

Life and safety of people around you may depend on your behaviour. If this manual is not clear, (or if it is not present in the package) please contact the retailer / shop where you purchased the product or call the distributor or the manufacturer and use the contact information provided in this manual.



The manufacturer declines all responsibility for incorrect use of this product. In case of alteration of the product, the manufacturer declines all civil and criminal liability and will not refund any damage.

QUALITY CONTROL: each piece is carefully inspected by the manufacturer for functional and aesthetic imperfections before shipping.

SAFETY RULES

1. Read carefully the instructions before using the product. Reading the manual and a careful examination of the product are essential to avoid any kind of problem.
2. Treat each product as if it were loaded.
3. **ALWAYS** keep product, capsules and balls out of the reach of children.
4. Store the product in a clean, dry and ventilated place to avoid the formation of rust on the mechanical parts which may cause serious malfunction after a period of inactivity.
5. The product must **ALWAYS** be stored without the capsule triggered.
6. Keep the product away from sources of heat or flames.
7. **NEVER** leave the product unattended.
8. Always point the product in a safe direction and always handle it as if it were loaded. This is especially important when loading / unloading and when the product is given to others. Always make sure that it is really unloaded before laying it down or giving it to others.
9. After using the product, clean and lubricate the inside of the barrel with the appropriate oil. The accumulation of grease or oil can cause excessive pressure and cause serious personal injury.
10. Before shooting, **ALWAYS** check that the barrel is clear of obstructions.
11. Do not use already fired balls.
12. Do not use damaged balls.

WARNING

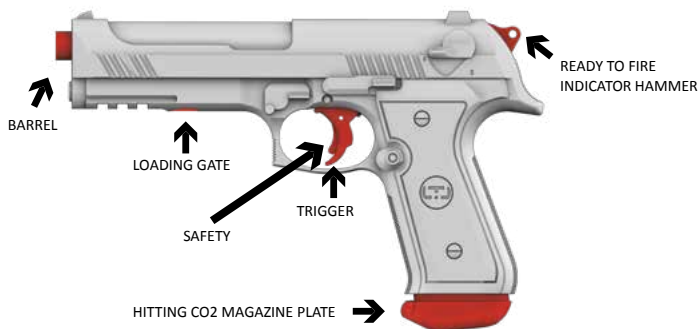


13. Do not use balls of the wrong size.
14. **NEVER** modify any part of the product. Any modification may cause serious personal injury and void the warranty.
15. Shooting is allowed only in appropriate and safe places.
16. Consider the maximum range of the bullet of 300 metres approximately.
17. Pay great attention during transport and use of the product. Mechanical safety devices can fail. Good and intelligent safety habits are the best way to prevent accidents.
18. Never carry the product if it is loaded. Load only if you want to shoot.
19. Never put your finger on the trigger until the actual moment you want to shoot.
20. Do not shoot at a solid surface or into a pool of water, bullets may ricochet and go in any direction.
21. Keep everyone who is present behind you, standing next to a shooter is not safe.
22. Store the product unloaded and degassed in a safe place.
23. Always wear protective eyewear to protect your eyes from injury. Be careful that your hands do not come into contact with the CO² gas that comes out.
24. Any contact with the skin can cause frostbite.
25. Do not expose the CO² capsule to excessive heat. For its storage read and follow the specifications on the capsule.
26. This product may be mistaken for a firearm by law enforcement agents or others. Altering the colour of the product or showing it in public can be considered a crime.

ALFA 1.50

TECHNICAL FEATURES

Item Number	
Power source	Capsule CO2 12gr
Calibre	.50
Magazine capacity	7 rounds
Sights	fixed front and rear
Trigger	SA
Colour	Black
Total Length	245mm
Weight	400g
Barrel length	115mm
Safety	Trigger Safety



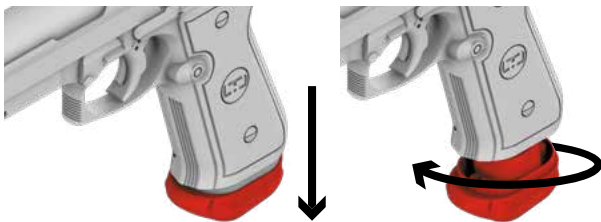
ALFA 1.50

INSTRUCTION FOR USE VIDEO



Scan the QR Code to watch the video with the instruction for use.

CAPSULE LOADING



Pull the magazine plate down and rotate it clockwise at the same time.

During the extraction of the CO² capsule, a slight release of gas may occur, we recommend that you pay attention that your hands do not come into contact with the CO² gas that may come out of the firearm.

ALFA 1.50



- Insert the capsule inside the loading port paying attention to the direction.
- Use only the 12g CO² capsule.
- Screw the magazine plate back on, and when it “take” the first thread, continue to screw keeping it pulled outwards.
- When it is completely screwed, if the magazine plate is not aligned with the frame, release the rim and in this neutral position, let it fall back into the frame.

WARNING

- Do not expose the CO² capsule to excessive heat sources and store it in containers at temperatures not exceeding 54° C.
- Always observe warnings and safety instructions of the manufacturer printed on the capsule concerning use and storage of the CO² capsule.

LOADING THE AMMUNITIONS



Hook the
loading spring



Release the
loading spring

ALFA 1.50

SIGHT SYSTEM



CO2 CAPSULE TRIGGER AND SHOOTING



UNLOAD WEAPON



LOADED WEAPON

1. Keeping the product with the barrel pointing in a safe direction, hit with the palm of the hand on the rim. By doing this, the capsule will be pierced and the cylinder goes under pressure.
2. The hammer will move back a few millimetres showing a red mark. This confirms that the product is now under pressure and ready to shoot.
3. Pull the trigger, making sure to completely press the safety on the trigger. If the safety is not completely pressed, the firearm will not shoot.

REMOVING CO2



← PUSH

After the shooting session, to completely discharge the air still present inside the product, press the hammer on the rear



WARNING: unscrew the rim only when the hammer is completely lowered (you should not see the red dot) and the air is completely discharged.



WARNING: to always maintain optimum performance, do not shoot more than 4 capsules in quick succession. Exposure for a prolonged time to low temperatures of CO² can impact the reliability of the weapon.

CLEANING AND LUBRICATING



WARNING: an accurate cleaning of this product is essential to ensure safety and perfect functioning.



WARNING: to always have the optimum operation of the weapon, lubricate the loading gate with spray oil every time 200 balls are shot or after 6 months of inactivity of the product. Proceed as follows: with the firearm unloaded, lock the loading lever open and lubricate with spray oil.

- This product must be cleaned and lubricated after every use and / or if is exposed to dirt, sand, paint, etc.
 - Ordinary, careful and scrupulous maintenance of the product is essential to guarantee a safe and lasting product.
 - We recommend cleaning the product every 200/300 shots.
 - When not in use, clean it at least twice a year.
 - Each time the product is used, we recommend cleaning it to remove any corrosive agent (humidity, dirt residues, etc.) which over time may alter some components.
1. Verify that the product is unloaded, that there are no capsules inserted or balls in the loading gate.
 2. Visually inspect that no balls are left in the barrel.
 3. Using the specific brush and a good solvent for barrels, clean the inside of the barrel: cleaning starting from the muzzle reaching the innermost point possible. Then dry the barrel with cleaning patches, always starting from the muzzle. Repeat until the barrel is clean.
 4. Use specific lubricant spray CO² cartridges to maintain and lubricate the seals and valve of the marker.

ALFA 1.50

ORDINARY AND EXTRA-ORDINARY MAINTENANCE

- Before any kind of maintenance, make sure that the product is unloaded.
- The “ordinary maintenance” includes the operations that the user carries out to keep the product in good conditions.
- The “extra-ordinary maintenance” implies replacement of parts, this means disassembly. It must be performed by an experienced and qualified retailer.
- The “extra-ordinary maintenance” is necessary both if the product is intensely used and after a period of long inactivity. In this case take the product to expert and qualified staff to perform the disassembly for professional cleaning and lubrication.
- Your retailer will recommend the best lubricant for your product.
- Do not use pure silicone or lanolin.
- On the website of the company ltd-lessthanlethal.com you will find the exploded views with a list of all the parts.
- When ordering spare parts, it is important to specify the date of purchase, serial number, model, calibre and the reference to the article of the necessary part or parts.
- If the product shows a problem that you cannot solve by yourself, we recommend to bring it to expert and authorised staff. Trying to fix a product without the necessary knowledge is extremely dangerous.
- **ALWAYS BE VERY CAREFUL** when handling such items to avoid terrible accidents that can change your life and other people lives.

WARRANTY CONDITIONS

The manufacturer guarantees its customers that its products are rigorously checked for defects in materials, functioning defects, assembly defects and aesthetic defects.

If a product is found to be defective, you must immediately report the defect to the RETAILER/SHOP where you purchased it.

The retailer will instruct you on how to repair the product, whether it is done directly by them or according to the procedures previously agreed with our factory.

call us

+39.030.97.49.065

write us

support@ltl-lessthanlethal.com

follow us



LTL-LESSTHANLETHAL.COM